






# Industries performance forecast per market

May 2022

	Agriculture	Automotive/ Transport	Chemicals	Construction Const.Mtrls	Consumer Durables	Electronics/ ICT	Financial Services	Food	Machines/ Engineering	Metals	Paper	Pharmaceuticals	Services	Steel	Textiles
Austria	Good	Fair	Fair	Fair	Good	Good	Good	Good	Fair	Fair	Fair	Good	Poor	Fair	Poor
Belgium	Fair	Poor	Good	Poor	Fair	Fair	Good	Fair	Poor	Fair	Poor	Good	Poor	Fair	Poor
Czech Republic	Fair	Poor	Fair	Poor	Fair	Fair	Fair	Fair	Fair	Fair	Fair	Good	Fair	Fair	Fair
Denmark	Poor	Fair	Good	Poor	Poor	Poor	Fair	Fair	Fair	Fair	Poor	Good	Poor	Poor	Poor
France	Fair	Poor	Poor	Poor	Fair	Fair	Fair	Fair	Fair	Poor	Poor	Good	Poor	Poor	Poor
Germany	Fair	Poor	Fair	Fair	Poor	Fair	Good	Fair	Fair	Fair	Poor	Good	Poor	Fair	Poor
Hungary	Fair	Poor	Fair	Fair	Poor	Fair	Fair	Good	Poor	Fair	Poor	Good	Poor	Fair	Poor
Ireland	Good	Fair	Good	Fair	Fair	Fair	Fair	Good	Fair	Fair	Poor	Excellent	Poor	Fair	Poor
Italy	Good	Poor	Good	Fair	Fair	Good	Good	Good	Good	Good	Fair	Good	Poor	Good	Poor
Netherlands	Poor	Poor	Poor	Fair	Poor	Fair	Fair	Fair	Poor	Poor	Fair	Good	Poor	Poor	Poor
Poland	Fair	Poor	Fair	Poor	Good	Good	Good	Good	Fair	Fair	Fair	Good	Fair	Fair	Fair
Portugal	Poor	Poor	Poor	Poor	Poor	Poor	Poor	Poor	Poor	Poor	Poor	Good	Poor	Poor	Poor
Slovakia	Fair	Poor	Fair	Poor	Fair	Fair	Fair	Fair	Fair	Fair	Fair	Good	Poor	Fair	Fair
Spain	Poor	Poor	Poor	Poor	Fair	Fair	Fair	Poor	Poor	Poor	Poor	Good	Fair	Poor	Poor
Sweden	Good	Fair	Good	Fair	Fair	Fair	Good	Fair	Poor	Good	Fair	Good	Poor	Good	Poor
Switzerland	Good	Fair	Fair	Fair	Fair	Good	Good	Good	Fair	Fair	Fair	Good	Poor	Fair	Poor
Turkey	Poor	Poor	Fair	Poor	Poor	Poor	Good	Good	Fair	Poor	Poor	Good	Poor	Poor	Poor
UK	Fair	Poor	Fair	Poor	Poor	Fair	Fair	Fair	Fair	Fair	Poor	Good	Poor	Poor	Poor
Brazil	Fair	Poor	Fair	Poor	Poor	Poor	Good	Good	Poor	Poor	Poor	Good	Poor	Poor	Poor
Canada	Good	Poor	Fair	Fair	Fair	Fair	Good	Fair	Fair	Fair	Poor	Good	Poor	Fair	Poor
Mexico	Poor	Fair	Fair	Poor	Poor	Fair	Good	Poor	Poor	Poor	Poor	Fair	Poor	Poor	Poor
USA	Good	Fair	Fair	Good	Fair	Good	Fair	Fair	Good	Fair	Poor	Good	Fair	Fair	Fair
Australia	Fair	Fair	Fair	Poor	Poor	Good	Good	Good	Fair	Fair	Poor	Good	Poor	Fair	Poor
China	Excellent	Fair	Fair	Poor	Fair	Fair	Excellent	Good	Fair	Poor	Fair	Good	Poor	Poor	Poor
Hong Kong	Fair	Poor	Good	Fair	Poor	Fair	Good	Good	Fair	Poor	Poor	Good	Fair	Poor	Poor
India	Fair	Fair	Fair	Fair	Fair	Fair	Fair	Good	Poor	Fair	Poor	Good	Poor	Fair	Poor
Indonesia	Fair	Poor	Fair	Fair	Fair	Good	Good	Fair	Fair	Poor	Fair	Good	Poor	Poor	Poor
Japan	Fair	Poor	Good	Fair	Poor	Good	Good	Good	Fair	Poor	Fair	Good	Poor	Poor	Poor
New Zealand	Good	Poor	Good	Fair	Poor	Good	Good	Fair	Fair	Fair	Poor	Good	Poor	Fair	Poor
Singapore	Good	Poor	Fair	Poor	Poor	Fair	Good	Fair	Fair	Poor	Fair	Good	Poor	Poor	Poor
South Korea	Fair	Poor	Good	Poor	Poor	Good	Good	Good	Fair	Poor	Fair	Good	Fair	Poor	Poor
Taiwan	Fair	Fair	Good	Fair	Poor	Good	Good	Excellent	Fair	Poor	Fair	Good	Poor	Poor	Fair
Thailand	Good	Poor	Good	Poor	Poor	Fair	Good	Good	Fair	Poor	Fair	Good	Poor	Poor	Poor
United Arab Emirates	Fair	Poor	Fair	Poor	Poor	Fair	Good	Fair	Poor	Fair	Poor	Good	Poor	Fair	Poor

-  **Excellent**  
The credit risk situation in the sector is strong / business performance in the sector is strong compared to its long-term trend
-  **Good**  
The credit risk situation in the sector is benign / business performance in the sector is above its long-term trend
-  **Fair**  
The credit risk situation in the sector is average / business performance in the sector is stable
-  **Poor**  
The credit risk in the sector is relatively high / business performance in the sector is below its long-term trend
-  **Bleak**  
The credit risk in the sector is poor / business performance in the sector is weak compared to its long-term trend